

Winding Scheme

Dear business partner,

for the completion of your data necessary for us you receive enclosed a pattern of our winding scheme. Please mark the correct winding, supplement further data and send back this form. Your gave is binding for us. We will deposit it in our master data.









We thank you for your immediate return.

Best regards,

Etiketten CARINI GmbH
Lustenau/Austria

Winding and position of the text

Winding hand labelling machine labelling

Outside	<input type="checkbox"/>		<input type="checkbox"/>		<input type="checkbox"/>		<input type="checkbox"/>	
		R1 foot on roll		R2 head on roll		R3 beginning of the word on roll		R4 end of the word on roll
Inside	<input type="checkbox"/>		<input type="checkbox"/>		<input type="checkbox"/>		<input type="checkbox"/>	
		R5 foot on roll		R6 head on roll		R7 beginning of the word on roll		R8 end of the word on roll

Core and extern diameter core Ø _____ mm max extern diameter Ø _____ mm resp. _____ pcs per roll

Position of the text narrow course  broad course 